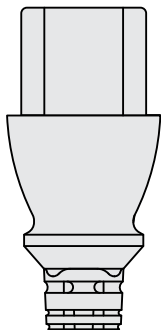
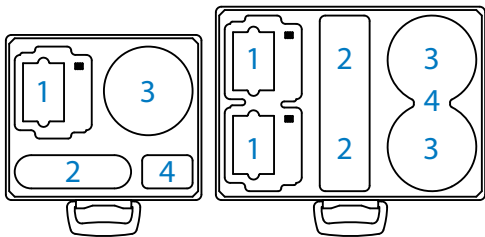


# SHOWLED

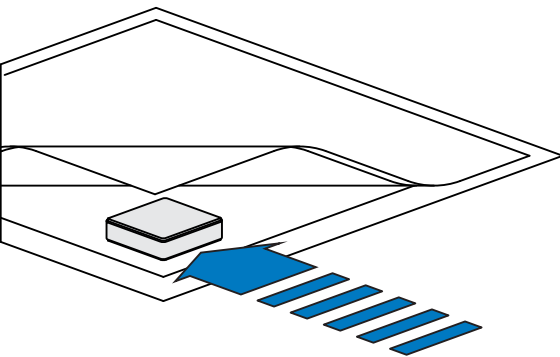
CONBOX QUICK GUIDE

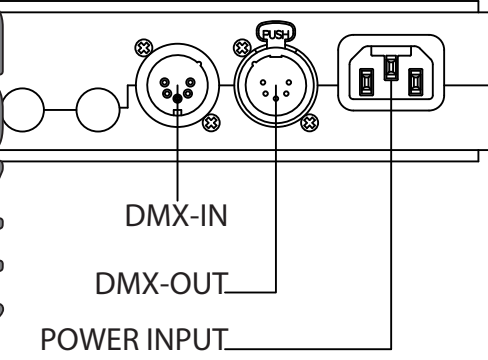
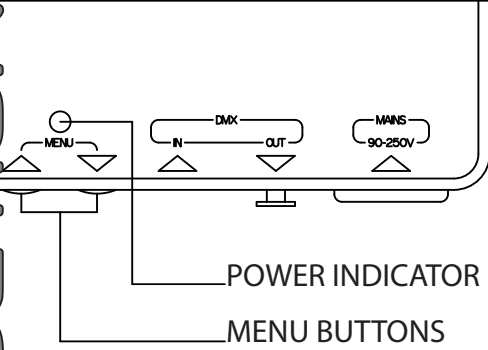


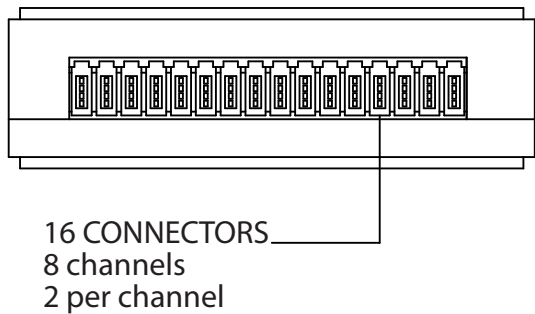
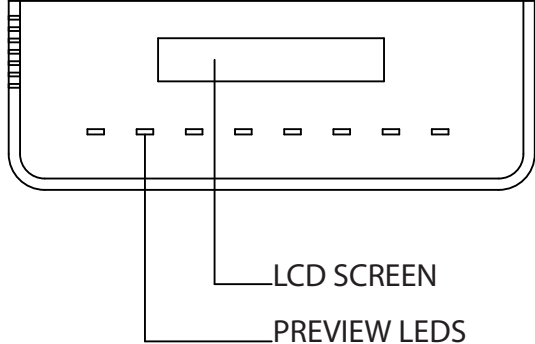
1. CONBOX
2. POWER CORD
3. DMX 10M
4. SPARE LEDS



NO CONBOX  
IN YOUR  
STORAGE CASE?  
CHECK YOUR  
CURTAIN

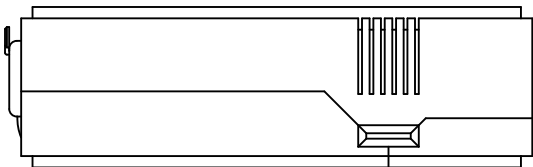






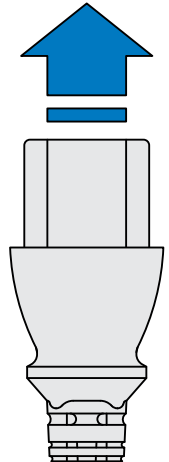
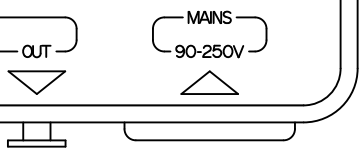


AIR VENTS  
diagonal airflow  
DO NOT COVER

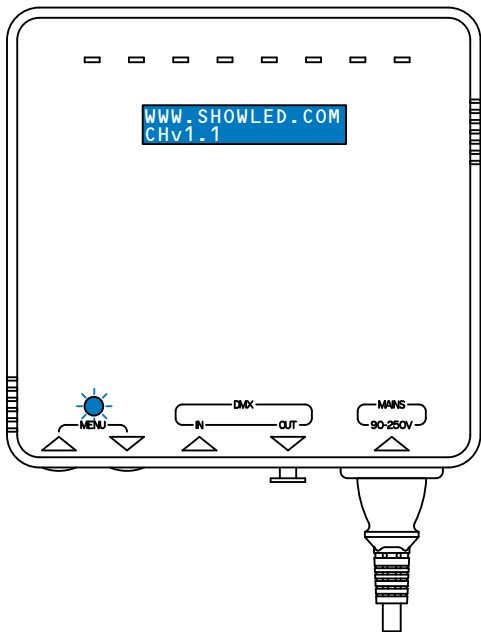


SD CARD SLOT  
firmware updates

# CONNECTIONS



POWER INDICATOR-ON [✓]  
WWW.SHOWLED.COM [✓]





WWW.SHOWLED.COM  
Chv1.1

PRESS  
▲+▼

DEVICE FUNCTION  
◊Select

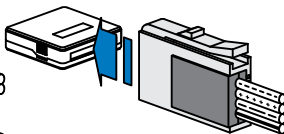
CLASSIC OUTPUT  
◊Select

OR

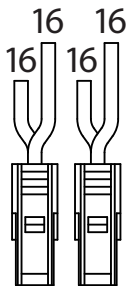
CHAMELEON OUTPUT  
◊Select



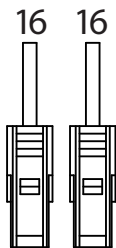
CLASSIC  
orange plug



CHAMELEON  
grey plug



64 LEDS MAX  
PER CHANNEL



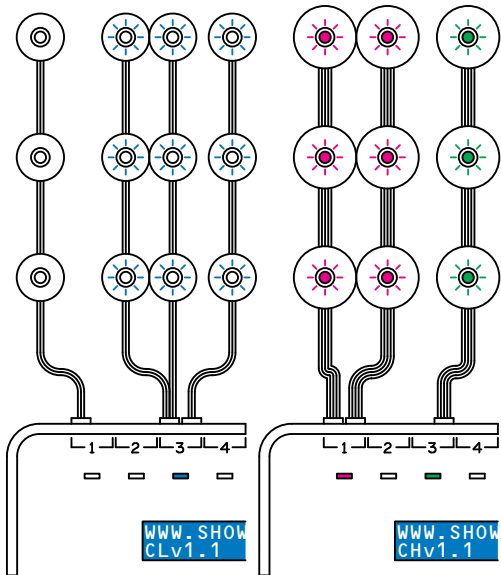
32 LEDS MAX  
PER CHANNEL

┌ 1 ─┬─ 2 ─┬─ 3 ─┬─ 4 ─┬─ 1 ─┬─ 2 ─┬─ 3 ─┬─ 4 ─┬─



CLASSIC  
on = blue

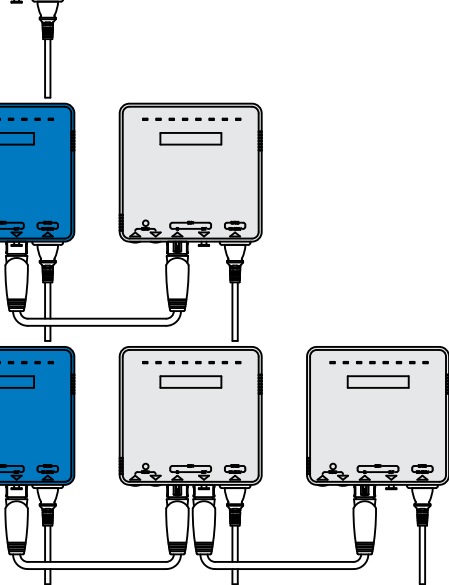
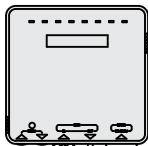
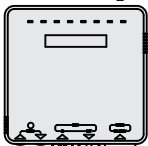
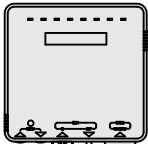
CHAMELEON  
copies the RGB



**MASTER**

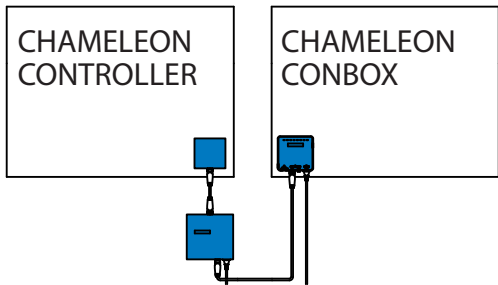
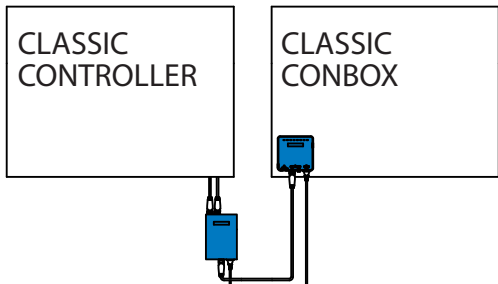
**SLAVE**

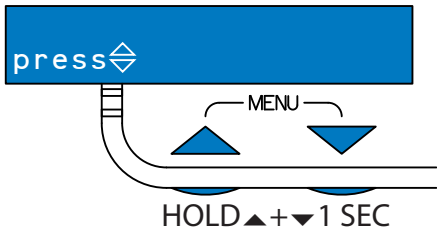
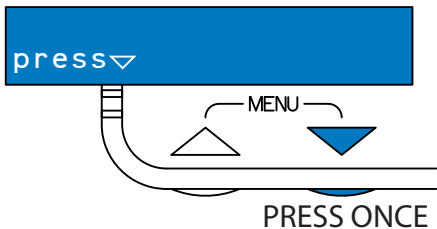
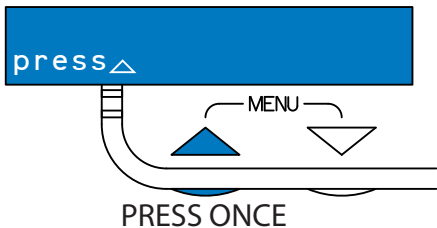
**SLAVE**



# INTERCONNECTIVITY

PREVIOUS ↔ CURRENT





STAND ALONE MASTER FOR CLASSIC + CHAMELEON

EXIT  
◀select

EXIT SETTINGS MENU

PATTERN TYPE  
◀select

0 

1	2	3	4	5	6	7	S
---	---	---	---	---	---	---	---

 255

PATT.BEHAVIOUR  
◀select

0 

soft	hard
------	------

 255


CHASE SPEED  
◀select

0  255

MIN. INTENSITY  
◀select

0  255

MAX. INTENSITY  
◀select

0  255

STAND ALONE MASTER FOR CHAMELEON ONLY

NUMBER OF COLOURS  
◊select

0 | 1 | 2 | 3 | 4 | 4R | 3R | 2R | CH | 255

COLOUR 1  
◊select

0  255

COLOUR 2  
◊select

0  255

COLOUR 3  
◊select

0  255

COLOUR 4  
◊select

0  255

**NOTE:** DMX channel arrangement for 10/5 & 10/5SYNC is the same as this parameter description.

DMX 24/8

DMX 10/5

DMX 10/5SYNC

set DMX base

MENU

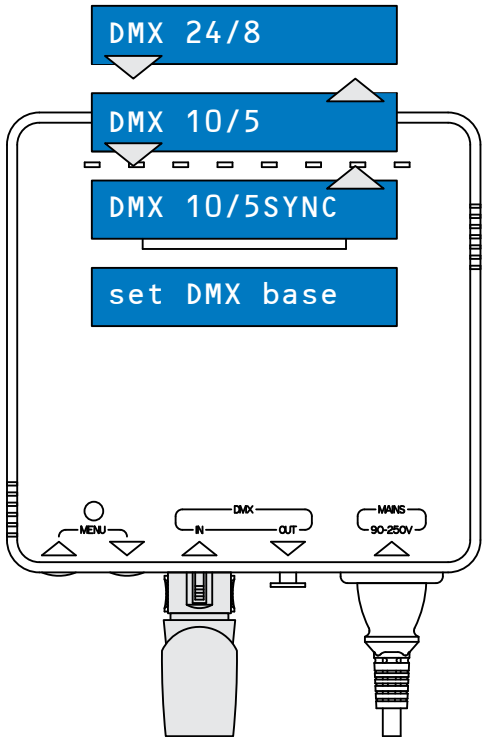
DMX

IN

OUT

MAINS

90-250V





DMX 24/8  
↕select

required DMX channels  
24 for chameleon / 8 for classic

DMX 10/5  
↕select

required DMX channels  
10 for chameleon / 5 for classic

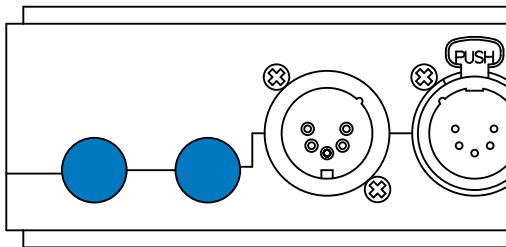
DMX 10/5SYNC  
↕select

same as above but 'sync' helps to  
synchronise all your controllers

set DMX base  
↕select

set DMX base address

# RETURN TO FACTORY SETTINGS

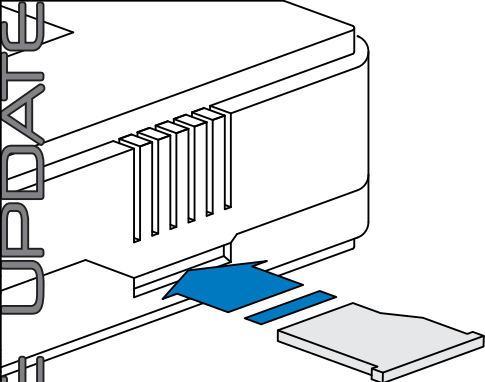


PRESS



4 SEC

# FIRMWARE UPDATE



CLASSIC OUTPUT  
⏏ Select

CHAMELEON OUTPUT  
⏏ Select

WWW.SHOWLED.COM  
CLv1.1

WWW.SHOWLED.COM  
CHv1.1

MicroSD detected  
⏏ Update firmware

updating to v1.2  
DO NOT TURN OFF

WWW.SHOWLED.COM  
CLv1.2

WWW.SHOWLED.COM  
CHv1.2



[www.showled.com](http://www.showled.com)  
[info@showled.com](mailto:info@showled.com)  
[support@showled.com](mailto:support@showled.com)

P.O. Box 120888  
Sharjah Airport Free Zone  
Warehouse Q4-006  
Sharjah  
United Arab Emirates

T +971 6 557 83 07  
F +971 6 557 84 09